

Where the Dillman surname (and variants) can be found

The objective of this section is to provide an overview of where the Dillman and related surnames can be found across the world today as well a rough indication of the number of present carriers of these surnames. This section does not aim to find an exact counting of every person in each area, but rather an approximation of overall numbers as a guide to determining if the surnames are common or relatively rare.

The Dillman surname is today most common in the United States, Canada, Germany in terms of absolute numbers. According to www.publicprofiler.org/worldnames the frequency of surnames is as follows in Table 1. This interactive site also shows country maps with details of highest areas of concentration. The frequency is calculated in number of individuals per million inhabitants. The source of this data is large public databases for 26 countries. These numbers provide guidance on approximate numbers only.

For instance, if we look at the first column titled “Dillman”, there is roughly 0.1 persons in 1 million with this particular surname living today in Germany. With a total German population of 81.7 million, we would expect therefore to find 8 ($81.7 \times 0.1 = 8.17$) people in all of Germany with the Dillman surname. Alternately, we would expect to find around 7,573 ($309.1 \text{ million} \times 24.5/\text{million} = 7,573$) people with the same surname spelling in the United States (as we will see below, this number is somewhat higher than compared to that based on the 2000 US Census). Again, these numbers provide relative ranges rather than exact counts of people. The numbers show that for the Dillman surname, there are relatively more carriers in Canada with a frequency of 44.0/million than in the USA where there are 24.5/million.

Another data source used below was the website www.verwandt.de which is based on entries in telephone directories worldwide. Generally, these numbers need to be adjusted to account for additional members in households rather than just the number of telephone lines. It should be noted that these numbers can be on the low side as many people are opting out of having land lines in favour of only using cellular telephones.

In particular, we will focus on the United States, Canada, Germany, France and the United Kingdom.

United States

In the 2000 US Census, there were 281.4 million people registered. Of those, 5,523 people listed their surname as Dillman (96% were white, 1.8% Hispanic, 1.1% listed as being of two or more races, 0.6% American Indian, 0.25%, American Pacific Islanders, and 0.22% were listed as being black). It should be noted that this US Census data was normalized by the Census Bureau to correct for typos, similar names, etc, and no other variants are located in the data. The Stillman surname was listed for 5,388 individuals comprising: 90.1% white, 3.4% black, 2.6% Hispanic, 1.6% two or more races, 0.8% American Pacific Islander, and 0.6% American Indian. The last surname of interest in the Census data was Tillman which was the most prevalent name of the 3 with 28,878 individuals made up 47.9% white, 47.8% black, 1.9% of two or more races, 1.3% Hispanic, 0.8% American Indian, and 0.2% American Pacific Islander.

Table 2. Surname statistics from the 2000 US Census

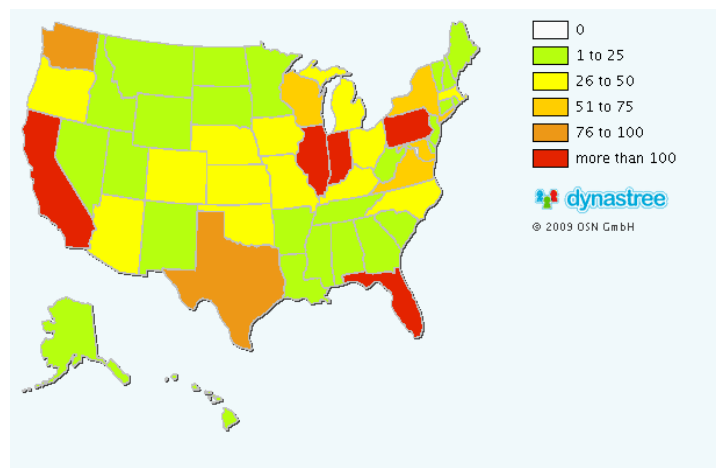
Surname	Rank	Individuals	White %	Black %	Hispanic %	Two or more Races %	American Indian %	American Pacific Islander %
Dillman	5746	5,523	96.0	0.2	1.8	1.1	0.6	0.3
Stillman	5881	5,388	90.9	3.4	2.6	1.6	0.6	0.8
Tillman	1110	28,878	47.9	47.8	1.3	1.9	0.8	0.3

The figures for the 2000 US Census shown above compare with the following 1990 numbers. It should be noted that the 1990 frequencies are derived not from the 1990 Census itself but from a post-Census survey used to estimate the amount of underreporting in the Census by sampling a limited number of households. Hence the 1990 data shown below in Table 3 may not accurately reflect the actual surname frequency.

Table 3. Surname statistics from the 1990 Post-Census Enumeration Survey

Surname	Rank	Individuals
Dillman	7,098	4,900
Dielman	82,925	< 1,000
Dillaman	40,917	< 1,000
Stillman	4,739	7,350
Tillman	792	36,750
Tillmon	16,703	2,450

Based on telephone directory entries, the Dillman surname appears 1,944 times representing an estimated total population of 7,005 people. Highest concentrations are in Pennsylvania, Indiana, California, Florida, and Illinois. As we noted above, the Public Profiler indicates a total population of Dillmans of 7,573 versus 7,005 based on telephone directory entries.



Canada

The most recent Canadian Census for which we have access is 1911. According to this, there were 162 individuals with the Dillman surname, 122 with Stillman/Stilman, and 49 with Tillman/Tilman. There were 3 other variants. For a breakdown by name by province, refer to Table 4 below.

Table 4. 1911 Canadian Census

Surname	Alberta	British Columbia	Manitoba	New Brunswick	Nova Scotia	Ontario	PEI	Quebec	Saskatchewan	Yukon	Total	%
Dillman		8	5	1	120	26			2		162	48.2%
Dillaman	2										2	0.6%
Stillman/Stilman	2	3	-	14	39	55	2	3	2	2	122	36.3%
Tillman/Tilman	4	5	2		17	21					49	14.6%
Thielman	1										1	0.3%
Total	9	16	7	15	176	102	2	3	4	2	336	100.0%

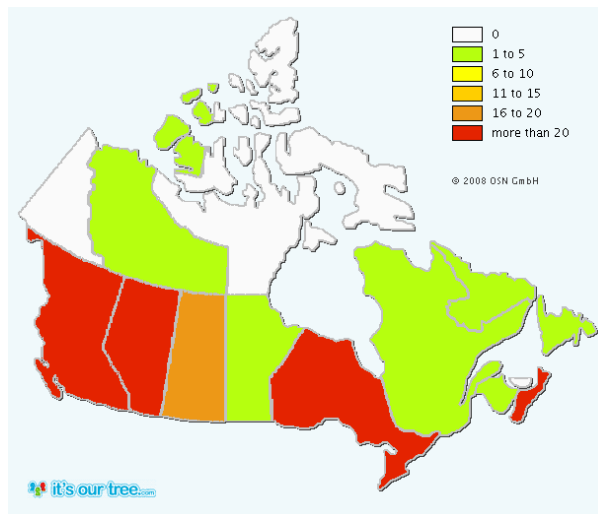
A similar breakdown is available for the 1901 Canadian Census.

Table 5. 1901 Canadian Census

Surname	Alberta	British Columbia	Manitoba	New Brunswick	Nova Scotia	Ontario	PEI	Quebec	Saskatchewan	Yukon /NWT	Total	%
Dillman/Dilman				2	86	41					129	46.7%
Dillaman											-	0.0%
Stillman/Stilman		6		11	26	44		3	1		91	33.0%
Tillman/Tilman/Tillmann		3			9	31			9	4	56	20.3%
Thielman											-	0.0%
Total	-	9	-	13	121	116	-	3	10	4	276	100.0%

Taking the 1911 Census, the bulk of the Nova Scotia Dillmans can be traced to Christoph Georg Dillmann of Langenschwalbach, Hesse, Germany (present day Bad Schwalbach, Germany), currently Family Group 4 in the Dillman DNA Project. The Stillmans in Nova Scotia and New Brunswick stem from Georg Adam Dillmann, son of Hans Georg Dillmann who emigrated to Pennsylvania and represents Family Group 2 in the Dillman DNA Project. Finally, the Volga German Dillmanns, although they emigrated to Canada in 1901, they were too late to be found in the 1901 Census. They first appear in the 1911 Census and make up the British Columbian Dillmans. They are Family Group 9 in the Dillman DNA project.

In the below map, the Dillman surname is currently found in 264 telephone directory entries. It is estimated that this represents 744 persons with the Dillman surname. This contrasts with the estimate based on Public Profiler of 1,500 individuals.



Germany

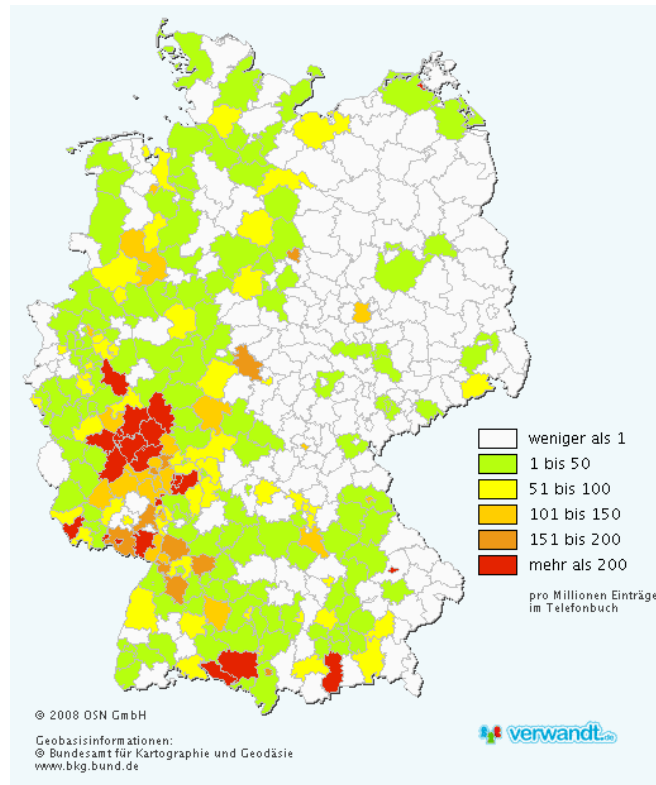
The German telephone directory website uses an adjustment factor of approximately 2.66 persons on average per telephone entry in their estimates of population size. This produces the population sizes shown in the Table 6 below.

Table 6. Population sizes from Telephone Directory entries in Germany.

Surname	Entries	Est. population	Highest Concentration
Dillmann	1,449	3,864	Lake Constance, Hesse
Dielmann	291	776	Westerwald (Hesse)
Diehlmann	198	528	Wetteraukreis (Hess)
Dihlmann	117	312	Enz (Baden-Wurttemberg)
Dilmann	54	144	Schwabish Hall (Baden-Wurttemberg)
Tillmann	2,939	7,837	Hochsauerland (North Rhine-Westphalia)
Thielmann	1,194	3,184	Lahn-Dill district (Hesse)
Tilmann	71	189	Garmisch-Partenkirchen (Bavaria)
Stillmann	7	19	Neumarkt (Bavaria)

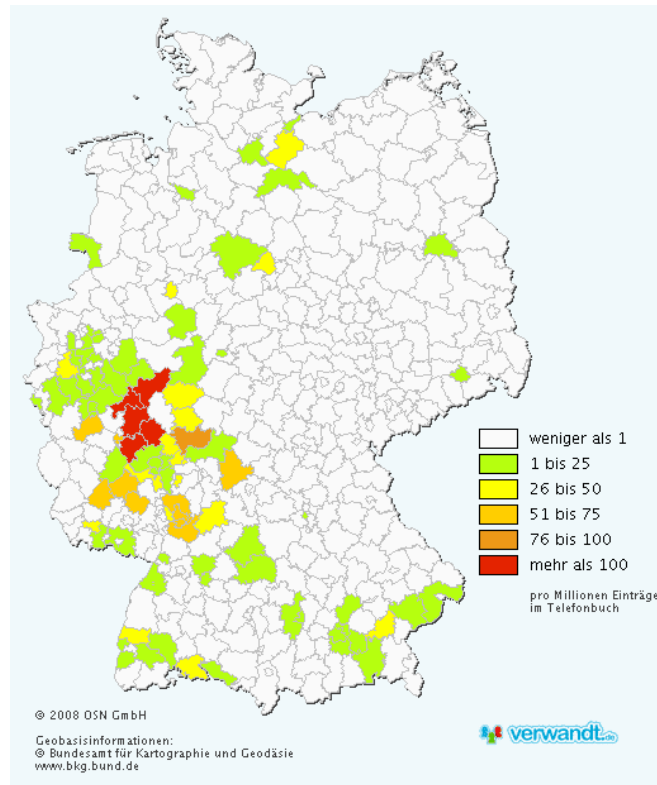
Dillmann:

When we search on the Dillmann surname, we get the following results:



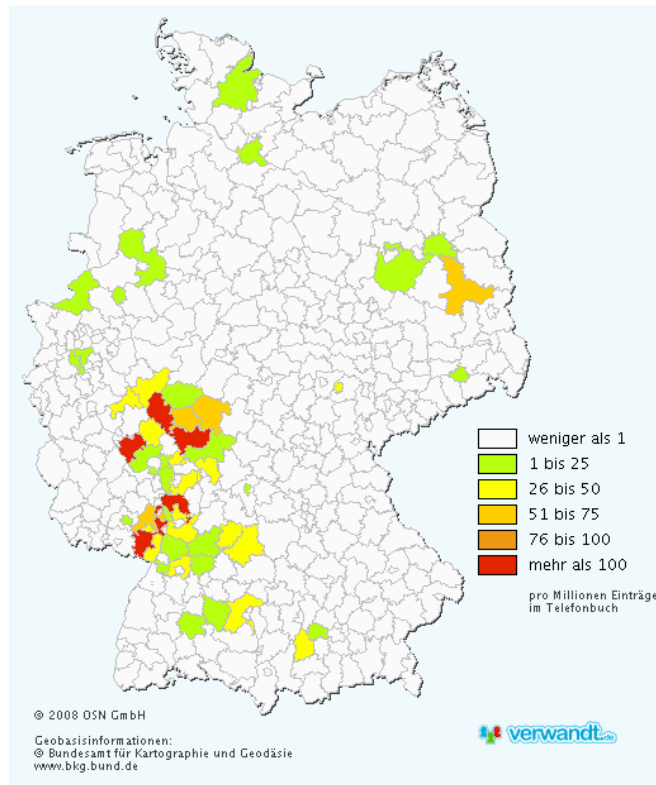
The red spots are the areas of the greatest concentration of the Dillmann surname. In the south of Germany, near Lake Constance, there are two districts where the Dillmann surname is most popular. Also, in the area in the state of Hesse, there are multiple areas of high concentration of the Dillmann surname and they are districts surrounding the Dill River. In total, there were 1449 entries in the telephone directory for the Dillmann surname representing approximately 3,864 people. The comparable number produced by Public Profiler is 3,856.

Dielmann:



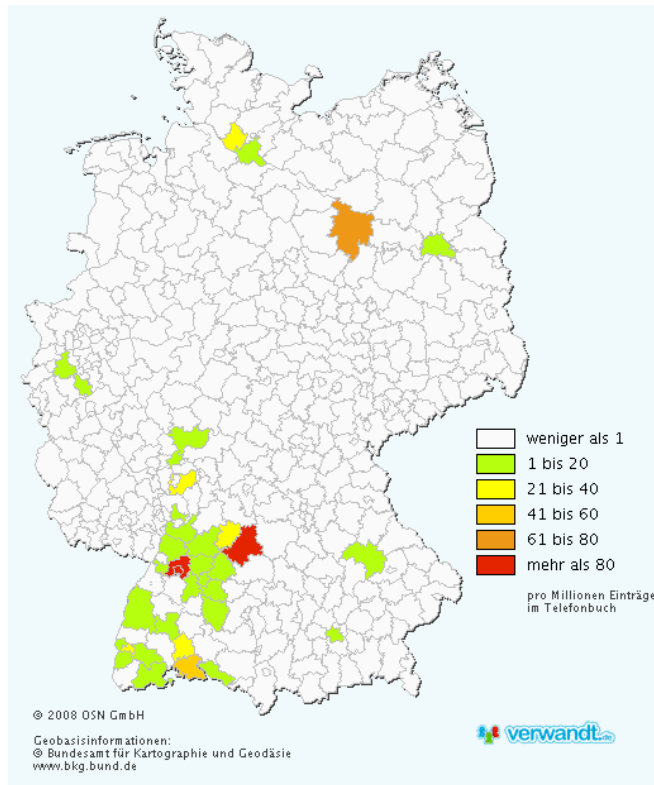
We can see from the above map that Dielmann is concentrated in Hesse with a total of 291 telephone directory entries in the whole of Germany representing 776 people. Public Profiler produces an estimate of 784.

Diehlmann:



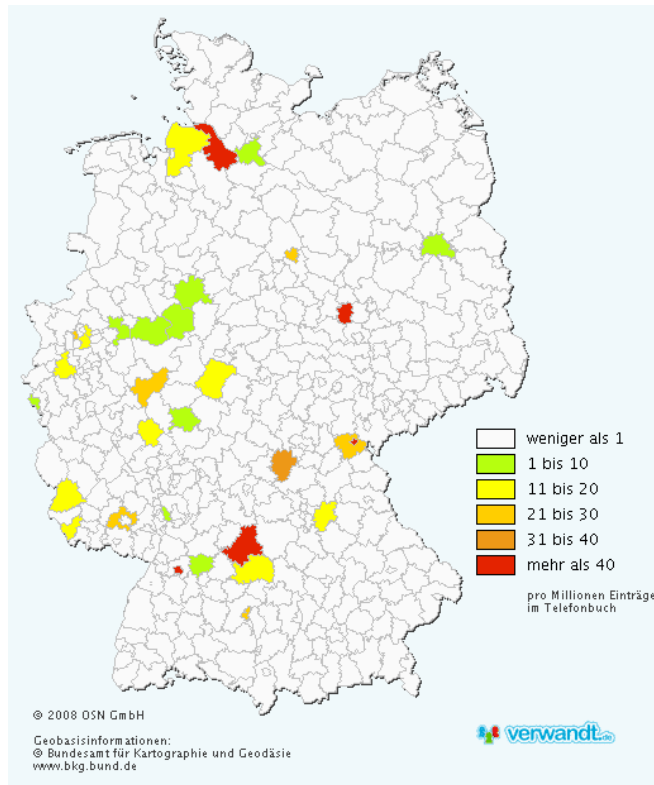
Diehlmann appears 198 times in the telephone directory and tends to concentrate in Hesse near the Dill River and Wetterau. Telephone directory estimates a total of 528 individuals while the Public Profiler estimate comes in at 523.

Dihlmann:



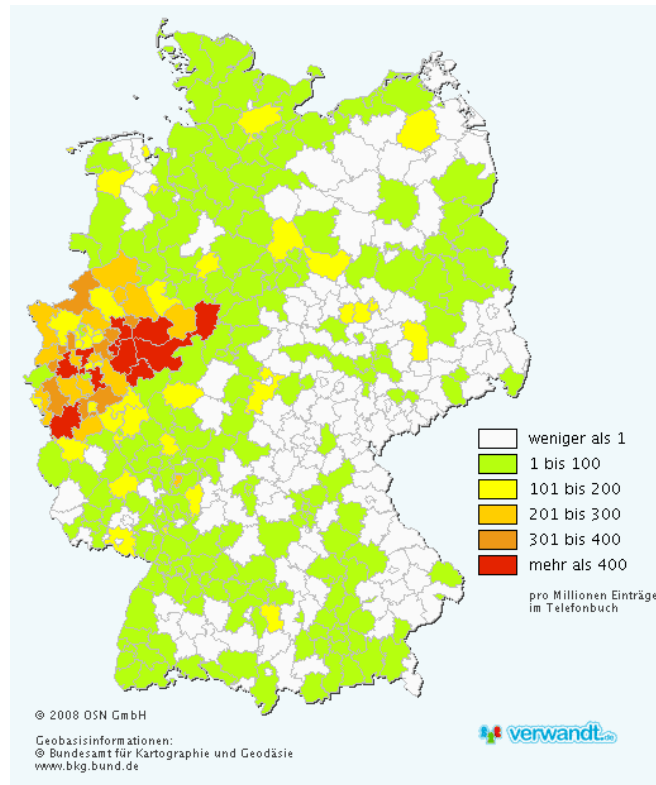
The Dihlmann surname is found mainly in Baden-Württemberg, particularly around the Wurmberg area in the district of Enz. Also, Berlin has a sizeable number of entries as well. In total, there were 117 entries producing an estimate of 312 people with this surname. This compares to an estimate of 335 from Public Profiler.

Dilmann:



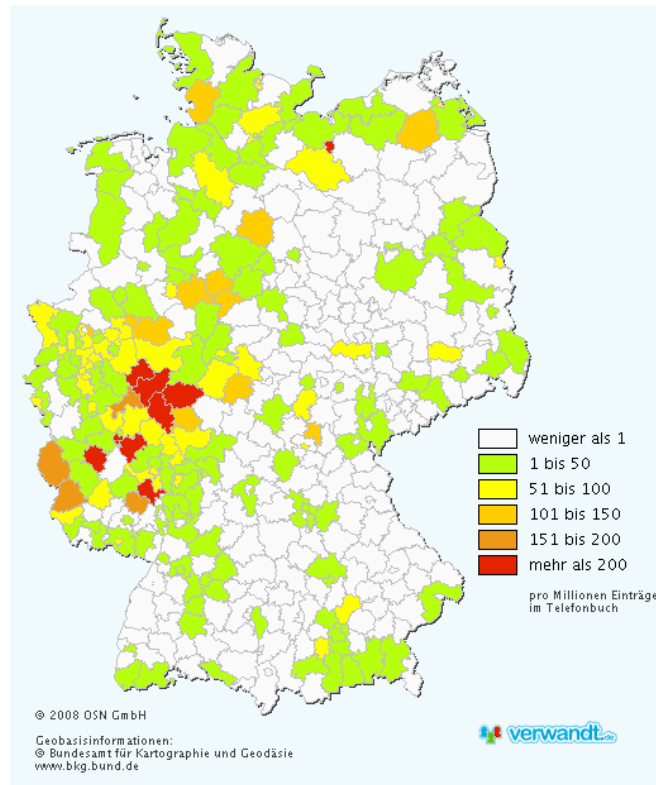
Dilmann appears 54 times in the telephone directory. The highest concentration is found in Schwabisch Hall, Baden-Württemberg and the district of Stade in Lower Saxony. This leads to an estimate of 144 people versus the Public Profiler estimate of 112.

Tillmann:



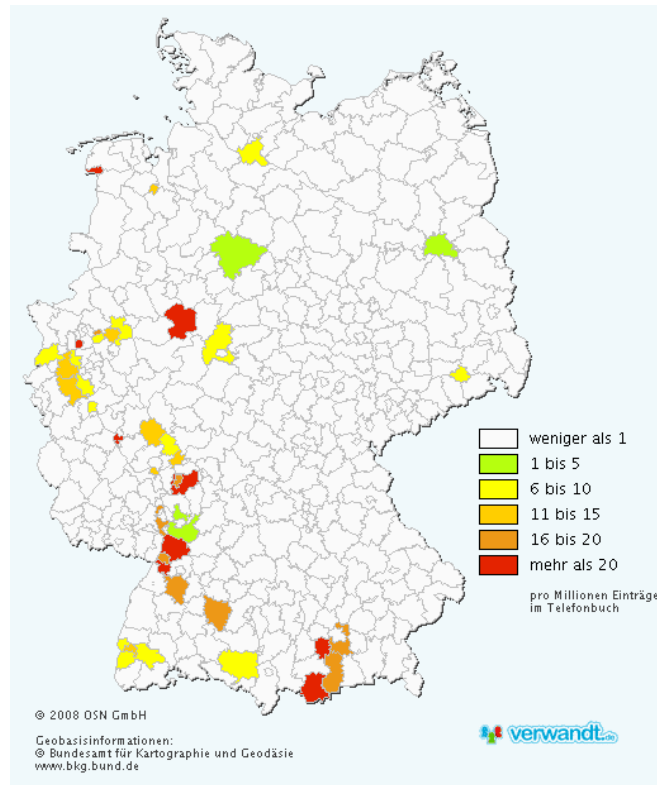
Tillmann is found in 2,939 telephone directory entries with the highest concentration found in western Germany, particularly the district of Hochsauerland in North Rhine-Westphalia. Telephone directory estimates there to be 7,837 individuals with the Tillmann surname while Public Profiler estimates 7,835.

Thielmann:



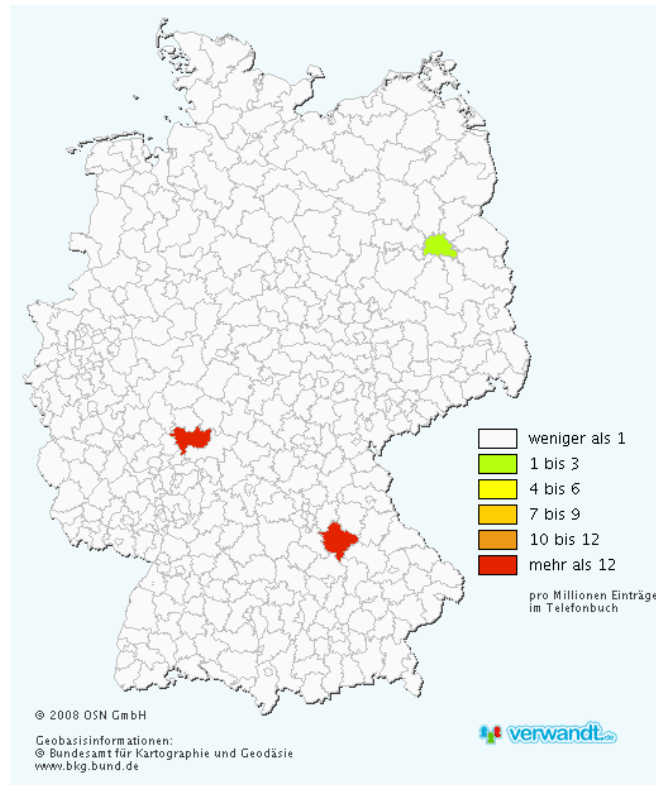
Thielmann is found in 1,194 telephone entries with 292 located in the Lahn-Dill district of the state of Hesse. 3,184 people are estimated to carry this surname. Public Profiler estimates there to be 3,176 people.

Tilmann:



Tilmann is found in 71 telephone directory entries and is rather scattered throughout Germany. Total estimate of people carrying this name is 189 from the telephone directory versus an estimate of 217 from Public Profiler.

Stillmann:

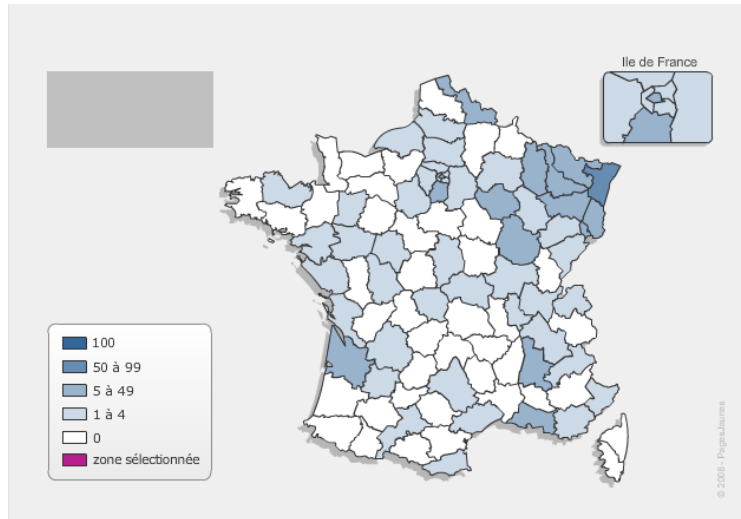


Stilmann is only found in 7 telephone directory entries and is found mainly in Neumarkt, Bavaria representing 19 individuals. Public Profiler estimates indicate that 9 people carry this surname in Germany.

France

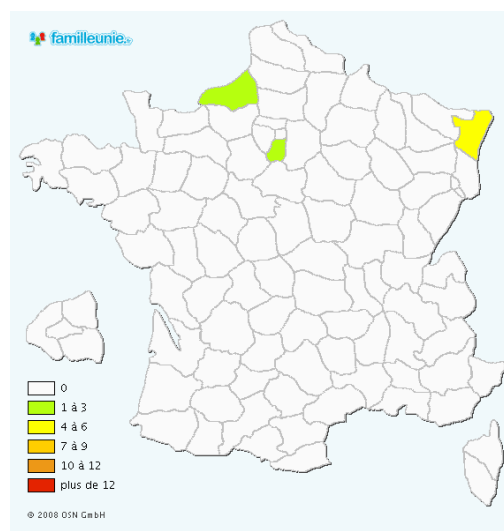
Using the European telephone directory mapping tool (Verwandt), produces mixed results. As such, it was suggested to try an additional tool, the French White pages. While theoretically, the results from the French White pages should be roughly equivalent to those results returned using the Verwandt telephone directory tool, there are some surprising differences. Moreover, the French White pages is not a tool to calculate effective population size as no estimate is made of potential population size. The White pages only reports active telephone lines.

The first difference is that the French White pages (<http://www.pagesjaunes.fr/trouverunnom/rechercheFranceEntiereCarte.do?nom=dielmann&prenom=&departement=>) produces only 1 map that contains many variants of a given surname. This can be useful where the surnames drifted from a common origin, however it does make it more difficult to compare to the other two sources used earlier. The map produced from the French White pages is shown below, detailing 317 occurrences of most (but not all) Dillmann variants (includes businesses). The highest concentration appears in Alsace and nearby departments.



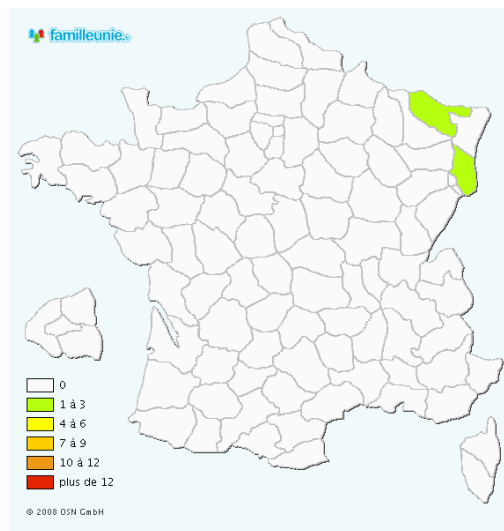
The other and more critical difference between the French White pages and the data produced by Verwandt is the complete absence of any persons with the surname Dillmann, the most common variant of the surname, in the Verwandt database. For Dillmann, the French White pages have 198 entries. For Public profiler, they depict 7.94/million, which works out to approximately 520 based on a current population of 65.5 million people.

From Verwandt, we can see that the occurrences of the surname Dielmann is predominantly in the Alsace area of France and, specifically, in the Bas-Rhin Department. There are only 6 telephone directory entries in total corresponding to 17 individuals. Public profiler estimates there to be 20 individuals with the Dielmann surname. The French White pages show 9 telephone directory entries.

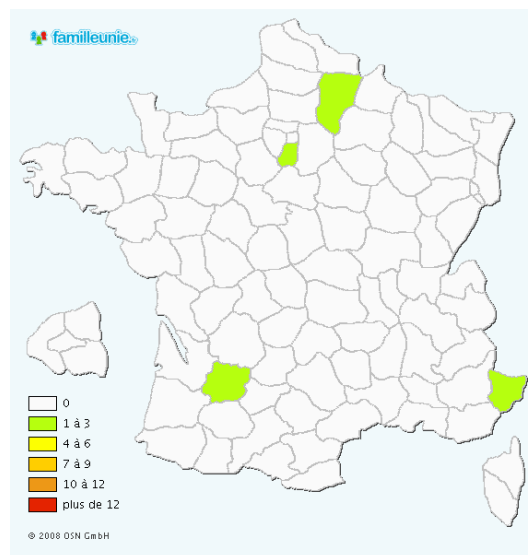


Whereas the surname Dillman is found primarily in the Moselle and Haut-Rhin departments but only listed in 2 entries in the telephone directory representing an

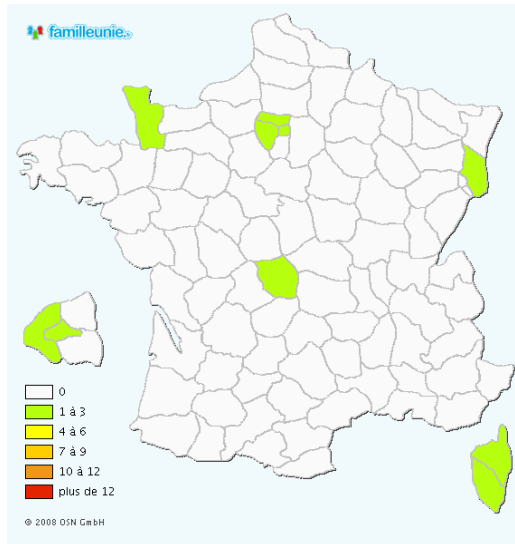
estimated 5 people. Public Profiler estimates 7 individuals carry this name. The French White pages found 3 entries.



The Dilmann surname is found scattered in 5 telephone directory entries and represents 14 individuals. Public profiles indicates that 13 people carry this surname. The French White pages listed 6 entries.



Diehlmann is more widespread, but still only 9 individuals listed in the telephone directory representing 26 people carrying that surname. Public Profiler estimates that 13 people carry this surname. The French White pages listed 7 entries.



Further, the French White pages comes up 2 entries for Dihlmann, 41 for Dillemann, 2 for Dilleman, and 52 for Dieleman. Many of these variants appear to be unique to France.

The French White pages lists 4 entries for Stillman, 80 for Tillmann, 7 for Thielmann, 17 for Thielment, 4 for Tilmann, 10 for Tillman, 10 for Tillmant, 275 for Tilmant, 3 for Thilman, and many other variants as well which are again, unique to France.

United Kingdom

It is interesting to also look at the United Kingdom since it is a source pool for so many immigrants to North America. However, what we find is that the Dillman surname is almost completely absent. According to the National Trust website (<http://www.nationaltrustnames.org.uk/Surnames.aspx>), the Dillman surname does not produce any results in the 1998 Electoral Register (an annually maintained national listing of all people 18 and older who are eligible to vote in elections). Results are only provided when at least 100 occurrences of a surname are recorded.

In the 1841 UK Census, there were 6 individuals with the Dillman surname: 3 in Gloucester, 2 in London, and 1 in Berkshire. In 1851, there were only 3 incidents of this name: 2 in Middlesex and 1 in Surrey. In 1861, there were 7, 6 of whom lived in London while 1 was in Middlesex County. In 1871, there was only 1 individual who lived in Somerset with this surname. In 1881, there were 3 individuals; 2 in Middlesex and 1 in Worcester. In 1891, there were 4 individuals; 3 in London and 1 in Nottingham. There were no occurrences of Dillman in the 1901 Census. Finally, in the 1911 Census, there is 1 individual with this surname living in Durham. It is clear from the very inconsistent occurrence and use of this surname that its appearance can potentially be explained as being spelling mistakes rather than being a valid surname.

The Stillman surname was used by 387 individuals in 1998 in the electoral register and 314 in 1881. The ethnicities of those individuals include English (98.1%), Irish (0.5%), Welsh (0.5%), Greek (0.2%), African (0.5%), and Indian (0.2%). Stillman is found predominantly in southern England and parts of Wales with the most frequent occurrence in Bromley, south of London in 1998 while in 1881, the highest frequency was in South End on Sea, Essex.

The Tillman surname produces results as follows. 508 individuals are listed in 1998 versus 308 in 1881. For 1998, the ethnic origin of these 508 individuals is broken down as 96.6% as English, 0.6% Irish (Northern Ireland), 0.6% Scottish, 1.8% Welsh, 0.2% French, 0.2% Nordic, and 0.2% East Asian. Tillman is mainly found in the southern England (particularly in the south east and London) as well as Wales. The highest concentration in both 1998 and 1881 was in Medway, Kent.

Conclusions:

As can be seen in Table 1 and from the data provided the Stillman and Tillman surnames are more prevalent in the world, particularly in the United States, than the Dillman surname. It is in only specific circumstances where these two surnames are related in meaningful ways to the Dillman surname. Each of these surnames has a different origin with Dillman being overwhelmingly Germanic while Stillman originates in England. Tillman, meanwhile, has multiple ethnic origins with Germany, Sweden and Belgium being the primary places of origin.

It is also interesting to note that while only a small subset of people in German speaking areas actually emigrated from their homelands to North America, the largest concentration of people today with the Dillman surname live in the United States with estimates ranging from 5,523 in the year 2000 to between 7,005 and 7,573 in 2009. Population estimates for Germany, including the Dillmann variants, range from 5,610 - 5,624 in 2009. It is estimated that in Germany today, even though the overall number of Dillmanns is smaller, the number of different and unrelated Dillmann families is higher than in the United States.